


BULLETIN

The Newsletter of the International Plastic Modelers Society of Edmonton

JUNE 2010



3 Calendar of Events

GOMB 2010 Information
Rick Chin

4 AZ Model
1/72 scale Mitsubishi
K3M3 Pine
Vic Scheuerman

6 UMM-USA sanding sticks
Chris Aleong

MAY 2010

The **BULLETIN** is a monthly publication of the International Plastic Modellers Society, Edmonton Chapter. It is distributed to all members in good standing from September to June. Articles in the Bulletin may be published in other IPMS Newsletters if credit is given to the author and IPMS Edmonton.

CLUB MEETINGS

IPMS Edmonton meets the second Tuesday of each month (September to June) from 7:00 to 9:00 pm in the cafeteria of McNally Senior High School,
8440 – 105 Avenue,
Edmonton, Alberta.

There is no admission fee and club meetings are open to the general public. Members and non-members alike are encouraged to bring models, books, accessories, or other modelling related items for show (or sale) at the meetings. The club is run very informally and is a great opportunity to learn how others approach the hobby. There are also workshops and demonstrations – if you would like to volunteer please contact a member of the executive. Monthly meetings have a very short business portion and members who bring completed kits to show are eligible for a members-only door prize. There is usually a raffle draw open to those who purchase tickets and the pop and donut table. And yes, parents, grandparents, aunts and uncles will find the club welcoming to youth interested in the hobby.

ANNUAL MEMBERSHIPS

IPMS Edmonton memberships cost \$20.00 CDN annually and due each September. Members are issued IPMS membership cards and receive an electronic subscription to this newsletter. A good number of local hobby shops provide discounts to customers with valid membership cards. Membership also gives you access to the club's decal bank, privileges to purchase raffle tickets, the opportunity to enter in the members-only contests, voting rights for the club, and the option to run for the Executive.

SUBMISSIONS

The **BULLETIN** is possible because of the voluntary contributions and participation of our members. You can be part of sharing your hobby by writing about your modelling interests. That might mean an in-depth build article, a "how-to" story, a preview of a new kit, or perhaps a review of a new book. Submissions can include photographs, drawings, or illustrations but you should be the originator of the material. If you submit some sort of text file please include all your images as separate attachments.

We welcome your participation and have three people coordinating submissions according to theme:

Aircraft Rep > Brent Fordham > bfordham@telusplanet.net
Armour Rep > Jim Carswell > jhcarswell@xplornet.com
Car Rep > Dave Andersen > dmkealy@yahoo.ca
Or direct > Dennis Weber > shreddy@telusplanet.net

Of course we welcome submissions in other topics too, so don't be shy about sending those too. If you are not sure what is needed to make your submission into the Bulletin, contact a rep and they'll help you through the process. Views and opinions expressed by submitters are their own.

2010/2011 Event Schedule

Each month we encourage you to bring a kit for show and tell. Paid-up members receive a ticket for a door prize and those with kits related to the theme receive a bonus door prize ticket (paid up members only). Here is a tentative list of themes for 2010/2011:

Sep 14 Stars (Relating to stars, Star Trek, Starfighter) Membership renewal \$20.00
Oct 12 Red October (Anything Russian/Soviet)
Nov 9 Canadian Night (Canadian subjects. These will be awarded medals based on member voting)
Dec 14 Oh Tanenbaum (German Subjects)
Jan 11 Second Childhood (Kits built really old school, with tube glue and painted by brush with Testors or Humbrol enamel paint)
Feb 8 The Trifector (three mini-themes, Armour, Car and Aircraft categories - TBA)

Mar 8 Dioramas
Apr 12 Hollywood Night / Egg Contest
May 10 TBA – in-house theme contest with judging by the membership. Medals awarded to kits with stripes
Jun 14 SWAP Meet
(No theme, Last meeting until September)

IPMS Edmonton Executive

President Gary Fairfull
bentwing@telus.net 780.406.4692
Treasurer Geoff Robertson
georob@telusplanet.net 780.483.0279
Member at large Chris Aleong
chris174@shaw.ca 780.473.0038

HOBBY SHOP DISCOUNTS

Upon presentation of your IPMS Edmonton membership card, the following offer discounts off regular priced plastic kits:

Alberta Hobby Centre
14220 Yellowhead Trail
Comex Hobby
1780 West Edmonton Mall & 115 Kingsway Garden Mall
Darcy's Games (new!)
6805 – 170 St
Great Hobbies
5144 – 75 St
Kites and Other Delights
10024 – 21 Ave & 1209 West Edmonton Mall
Roundhouse Sales
9518 – 87 St
Uncle Bill's Hobbies
#605 4655 54 Ave (Calgary)

JUNE NEWS

Via Geoff Robertson: "... I was in at Darcy's Games, Hobbies & Collectables, a new store at 6805 – 170 Street. The owner was at the June meeting. He has agreed to offer a 20% discounts on regular priced plastic Model Kits..."

Calendar of Events

UPCOMING REGIONAL CONTESTS

Rev Rev Rod Run Car Show
July 24, 2010
St. Albert

IPMS Edmonton will have a display at this event. King of Kings Lutheran Church, corner of St. Albert Trail and Coal Mine Road

GOMBS Calgary
August 7, 2010

Northern Wings Show
Edmonton
October 2, 2010

GOMB 2010 Calgary Information

from Rick Chin

Ladies and Gentlemen and everything else, it is confirmed that the GOMBs Modelfest 2010 will be held on Saturday August 7th, 2010 at the Forest Lawn Legion, Branch 275, 722-40th Street SE, Calgary, Alberta, Canada.

Registration at 09:30 to 12:00 noon. We like to wrap up around 4:00 pm. It will be another show like we had for the last few years. There will be no Gold, Silver, Bronze etc, only sponsored awards will be given chosen by supporters and people who wants to see what their favorite subjects. It is a show for exchange of ideas and discussion among fellow model builders over coffee, beer, or whatever the Legion serves.

You can bring in as many models finished or not for a cost of \$10.00. There will be a contest for junior for all categories and subjects with prizes for \$5.00. You are also invited to join us even if you will not finish that great model you have been working on since 19??, no charge if you bring them out but \$2.00 penalty if you do not.

We usually have about 60 awards in the past, so feel free to sign-in and tell everyone what you want to sponsor. There will be six GOMBs Choice for outstanding models that does not has any sponsors

GENERAL

100 years of Royal Canadian Navy Academy/Modelcraft Choice
AFVclub/Tristar kit
IPMS Saskatoon Choice
Junior
Figure
GOMBs #1
GOMBs #2

ARMOUR

Ralph Larsen memorial (soft Skin) Ken Shields
Canadian Armour
Vietnam Armour

AIRCRAFT

Dennis Johnson Memorial (WW2 fighter 1/32)
Garry Steven Memorial (WW2 1/72 Fighter)
John Eglinski Memorial (between the wars a/c)
Kevin Naismith Memorial (CAF)
Bare Metal Finish
Butt Ugly
Helicopter
Indian Air Force
Leading Edge Decals (Canadian)
Lucky Model Choice (Modern fighter)
Marine Aircraft
WW2 Ground Pounder
Northern Wing's Choice

Bob Dayman
Modelcraft Canada
Ace Distribution
IPMS Saskatoon
R.L. Nickel
Bob Smith
Bruce Hurl
Larry Drury

Bruce Hurl
Jason Lachmanetz

Uncle Bill's Hobby
Uncle Bill's Hobby
Fred Bramhoff & Chris Aleong
Uncle Rick Chin
Bruce Kennedy
Kevin Zeeb
Bryan Voldstad
Guchi Sidhu
Leading Edge Decals
Lucky Model
Alan Croteau
Kevin Zeeb
Northern Wings, Edmonton

Bulletin seeks new editor

Dennis Weber

The time has come to see if there is someone in the membership who would like to take over production of this newsletter. I have greatly enjoyed working on the Bulletin but it is probably time

to give others an opportunity to breathe some new life to the newsletter. The duties include gathering content from members, scanning, writing, proofreading (sometimes), editing, pdf-generation, print coordination, and a modest

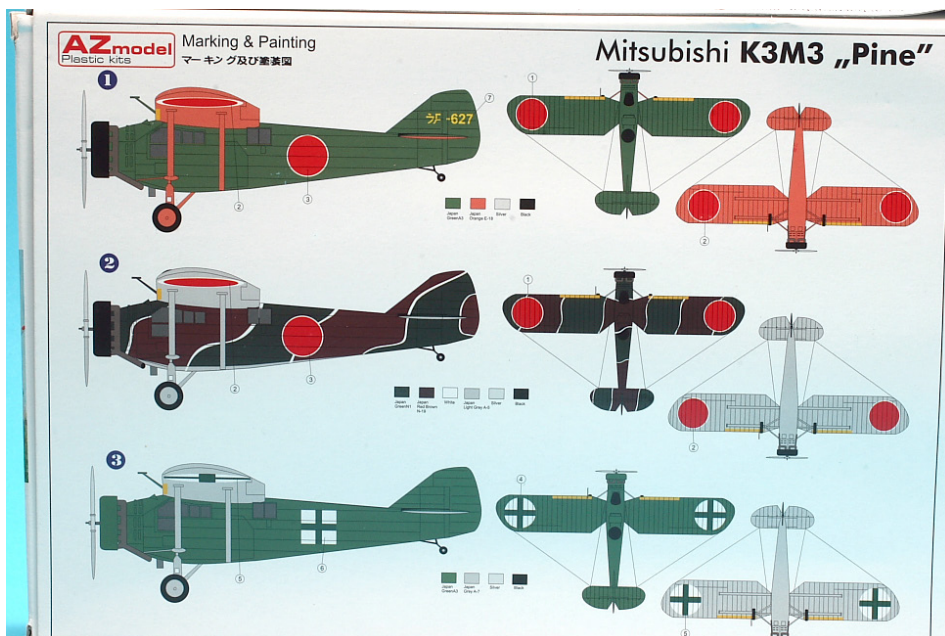
amount of envelope stuffing and mailouts to some of the local hobby shops. If you have interest in becoming the next editor, let someone on the executive know. We are hoping for a new editor starting in September. ■



AZ Model 1/72 scale Mitsubishi K3M3 Pine

Vic Scheuerman

If you like the exoteric, then this high-wing cabin monoplane that is festooned with struts should be right up your alley. The fact that the designer was Herbert Smith from Sopwith and it features an open pilot cockpit just adds that little bit of oddness that makes



it even more appealing. Mitsubishi's 1929 K3M1 was originally fitted with an inline Hispano-Suiza engine but this was replaced with a radial to correct the former's vibration and cooling issues. The Pine filled both the crew trainer and utility transport roles and all but three of the 625 built served with the Japanese naval air arm.

1. AZ's Pine consists of 45 grey injected molded parts that have a very nice representation of the fabric surfaces. Panel lines are engraved and the raised details are also well done for a limited run kit.

2. Though the tail surfaces are one-piece. They feature modest ribbing and have commendably thin trailing edges

3. AZ did not forget the interior walls as a variety of details are molded in place. One resin part (engine) and a clear acetate sheet with the five separate glazing's drawn

in black complete the kit parts.

4. Three subjects are offered on the decals sheet with all decals appearing to be in register. All three schemes are illustrated in colour.

Assembly is well illustrated over 15 steps that also include detailed colour notes. In addition it shows where plastic rod is required (you supply) to complete the support structure as is the antenna wires. A parts diagram is included in the instruction.


Conclusion

A pass or two from a scotch scrubbing pad will remove the roughness of the exterior surface, and there is small amount of flash. There are two sink areas on the upper port wing that will need filling. However, there are

two real challenges. Cutting out and fixing the acetate glazing's may prove interesting, say nothing of folding and attaching the petit pilot's windscreen. The other would be to get all those struts marching in order. ■

Reference

The Encyclopedia of World Aircraft, David Donald, Prosper Books



UMM-USA sanding sticks

.....
Chris Aleong

I am always on the lookout for new tools to help with my modeling. I ran across these sanding sticks while I was checking out a web site for some riveting tools.

I am sure many of us use the standard sanding sticks you buy at the hobby store or from the beauty department of the drug store. These sticks look like they were cut from the same type of sanding sticks.

As you can see these sticks are about a fifth of the width of the regular sanding stick. This is what makes these great; you can get into places where the wider sticks would remove the detail of the part.

They are several grits available and I picked up three grits, 320, 600 and 1500. Each package contains 12 sticks and at \$3.99 USD per package I think it is well worth the money. So have a look at their web site at www.umm-usa.com. There are several other tools on offer at the site including various riveters and scribers. ■

