



BULLETIN

The Newsletter of the International Plastic Modelers Society of Edmonton


JANUARY 2008



- 3 1/48 Hobby Boss
FJ-4 Fury
(80312 boxing)
Vic Scheuerman



- 4 What Do the Stars
Hold for You?
A Modeler's Yearly Horoscope
Mr Finger™



- 6 1/35 Italeri
S.L.C. 200 "Maiale"
In-Box Review
Brent Fordham

JANUARY 2008

The **BULLETIN** is a monthly publication of the International Plastic Modelers Society, Edmonton Chapter. It is distributed to all members in good standing from September to June. Articles in the Bulletin may be published in other IPMS Newsletters if credit is given to the author and IPMS Edmonton.

CLUB MEETINGS

IPMS Edmonton meets the second Tuesday of each month (September to June) from 7:00 to 9:00 pm in the cafeteria of:
McNally Senior High School,
8440 – 105 Avenue,
Edmonton, Alberta.

There is no admission fee and club meetings are open to the general public. Members and non-members alike are encouraged to bring models, books, accessories, or other modelling related items for show (or sale) at the meetings. The club is run very informally and is a great opportunity to learn how others approach the hobby. There are also workshops and demonstrations – if you would like to volunteer please contact a member of the executive. Monthly meetings have a very short business portion and members who bring completed kits to show are eligible for a members-only door prize. There is usually a raffle draw open to those who purchase tickets.

ANNUAL MEMBERSHIPS

IPMS Edmonton memberships cost \$20.00 CDN annually. Membership fees are due each September and include a Bulletin subscription and IPMS membership card. A good number of local hobby shops provide discounts to customers with valid membership cards. Membership gives you access to the club's decal bank, privileges to purchase raffle tickets, privileges to enter in the members-only contests, voting rights for the club, and the option to run for the Executive.

SUBMISSIONS

The **BULLETIN** is possible because of the voluntary contributions and participation of our members. You can be part of sharing your hobby by writing about your modelling interests. That might mean an in-depth build article, a "how-to" story, a preview of a new kit, or perhaps a review of a new book. Submissions can include photographs, drawings, or illustrations. We welcome your participation and have three people coordinating submissions according to theme:

Aircraft Rep > Brent Fordham > bfordham@telusplanet.net
Armour Rep > Kevin Johnson > in person
Car Rep > Dave Anderson > dmkealy@yahoo.ca
Other > Dennis Weber > shreddy@telusplanet.net
(Of course we welcome submissions in other topics too, so don't be shy about sending those too). If you are not sure what is needed to make your submission into the Bulletin, contact a rep and they'll help you through the process.

2007/2008 Event Schedule

Please note there have been some revisions made to the event and theme schedule since last issue:

January 8	For Queen and Country Britain and her Commonwealth, excluding Canada
February 12	Orient Express; Japanese, Chinese, Indian, Korean, Vietnamese, or other subjects from the Far East.
March 11	Ides of March Anything Italian
April 8	April Fools Anything that didn't exist, Sci-Fi, Luft 46 etc (This meeting is also Bring-a-Kid Night)
May 13	Movie Night II, The Sequel Subjects from Hollywood, Movies, or Television
June 10	Swap Meet Bring items you want to sell.

IPMS Edmonton Executive

President	780.406.4692
Gary Fairfull	bentwing@telus.net
Treasurer	780.483.0279
Geoff Robertson	georob@telusplanet.net
Member at large	780.473.0038
Chris Aleong	chris174@shaw.ca

HOBBY SHOP DISCOUNTS

Upon presentation of your IPMS Edmonton membership card, the following hobby shops offer members a discount of 10% off regular priced plastic kits:

Alberta Hobby Centre	14220 Yellowhead Trail
Comex Hobby	1780 West Edmonton Mall
Comex Hobby	115 Kingsway Garden Mall
Great Hobbies	5144 – 75 St
Kites and Other Delights	10024 – 21 Ave
Kites and Other Delights	1209 West Edmonton Mall
Roundhouse Sales	9532 – 87 St
Brightside Hobbies	10130 – 100 Ave (Morinville)
Uncle Bill's Hobbies	Calgary

COMEX DECEMBER DOOR PRIZE WINNER:

Awarded but not confirmed, winner TBA next issue
\$25.00 Gift Certificate

1/48 Hobby Boss FJ-4 Fury (80312 boxing)

Vic Scheuerman

This product is the latest addition to the rapidly expanding aircraft kit selection from the Hobby Boss (HB) line from China. The HB Fury is the third 1/48 injected molded FJ-4 to be offered, preceded by both Matchbox (1981) and Grand Phoenix (2002). While the latter kit is a limited run, it also features a plethora of resin parts and a modest photo etch fret to enhance the level of detail. Thankfully, with the improved methods of injection molding, this kit offers detail that while not at the level of finesse of the resin and photo etch in the Grand Phoenix (GP) kit; it is by and large adequate and far more user friendly. Another plus for the HB Fury is that it is half the cost of the GP kit (\$30 locally before the 10% IPMS discount).

The HB kit comprises four sealed spruces of finely engraved grey parts. There are both some very minor seam lines present and some of the surface has a slightly pebbly finish that is easily removed with a 3M or similar abrasive pad. HB has worked some nice options into their great looking kit. The builder can; display the canopy opened or closed, ditto with the fuselage brakes that has nice well detailed molded in place, arrestor hook lowered or raised, wings that can be folded that includes a detailed wing insert (see photo), separate gear doors that can be displayed open or closed, a combination of six Bull Pup missiles, two Sidewinder missiles, and two drop tanks and a refueling probe for the port wing. Things of note are the fine thin flying surfaces and all are well detailed; easily matching the detail offered in the dedicated Hasegawa weapons sets.




The Hobby Boss Fury FJ-4 generates a positive first-impression.

The one area that I enjoy detailing is the cockpit. HB has done a fine job in the pit with the exception of the molded instrument detail on the instrument panel that is soft and does not reflect the quality of the remainder of the kit. A real pleasant engineering surprise are that the side instrument console tops are molded separately so they can be painted black and attached to the grey interior. The kit seat is a fine example with what can be done with the current level of injection molding and after adding a seat harness, will be ready for paint (see photo).

Other things that are worth mentioning are; a one-piece lower wing/fuselage with the dihedral molded in, separate and nicely detailed wheel bays, well-done landing gear legs that only require the hydraulic line to be added, clear wing-tips and landing light for the nose gear door.

HB offers a well drawn assembly sheet that offers some interior colour notes along the way. Both the exterior colour scheme and both decal options are illustrated in full colour on a separate quality piece of



Dailed wing insert, interior cockpit, and instrument panel

paper. Both are marine Furies in the standard Gull Gray and white finish with VMF-232 having red colours and feature a winged devil in a diamond on the large red fuselage flash. Blue is the main colour for the VMF-451 option that has some decoration with white stars on the base blue. Kit decals do look great on the sheet.

While this kit in the box deserves the high praise, there are two areas of concern. First, as I plan to fold the wings, the incised line on the interior of the wings surfaces do not agree with the uppers going straight back while the lower section exits at an angle. A very preliminary check seems to support a straight cut and this will be confirmed before the razor saw is applied. One area under detailed that will stick out like a sore thumb is the aft decking of the cockpit. There is more there than a plain flat surface so card will be put to some good use during assembly.

While first impressions are not always correct, this kit impressed me enough to go to the front of the jet building queue! ♦

What Do the Stars Hold for You?

A Modeler's Yearly Horoscope from Mr Finger™

★★★★★ = Dynamic, ★★★★ = Positive, ★★★ = Average, ★★ = So-so, ★ = Time for you to quit the hobby

★★★★ Aries

March 21 to April 19

You jump into 2008 wishing you modeled better. Don't worry. Many Rams will have a spectacular year. Your status in your hobby and club will expand, putting you at a new level. Praise and admiration could come your way. You might be considering reinventing yourself, which might look like a change in your modelling direction or a greater commitment to your local chapter. Take good care of your brushes, as you will push yourself to the max. Motto of the year: Be diligent about dust and indulgent with purchases to make 2008 work its magic.



★★★★★ Taurus

April 20 to June 20

In 2008, you often might wonder what is going on, as so much is happening. The Bull's stability is renowned. You will handle all your projects with grace. If you're in a pickle, you might want to smash or trash that kit, reflective of your limited patience. You might feel more isolated than before and a new kit could enter your life, especially one that is very different. Cutting any sprues this year could be hard. Motto of the Year: Model with confidence.



★★★★ Gemini

May 21 to June 20

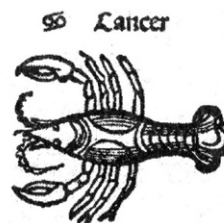
This year your foundations will be tested. Though you could encounter a difficult model or two, know that ultimately events will tighten your modelling chops and help you dump what might not be working. Your finances involving kit purchases will see more zeros at the end. How you spend these funds could occur in different ways. Your modelling, be it your hobby or the kits on your modeling bench, could become much more of a liability. Motto of the year: Learn to work with resin even more.



★★★★★ Cancer

June 21 to July 22

Your modeling skills revitalize this year. You will feel as if you finally have choices. If you're modeling, you could start that kit that might become a significant project in your life. If you're not modeling, your kit will neither improve nor dissolve. If you're happily building, even if you cannot imagine, you will be even happier or more appreciative of your paint brand choice. On the other hand, please note a far more serious tone to your projects this year. Motto of the Year: You are pushing hard this year. See a demo if your kits are not up to snuff.



★★★ Leo

July 23 to August 22

Learn to handle your kits better in 2008. Some kits might be slower to come to fruition. Patience will be a must. Your modeling time develops a more upbeat and busy tone. A kit you bought this past year could be lighting up your life, perhaps adding to your responsibilities, whether you like it or not. A new kit is possible as is a new circle of aftermarket parts. Do your best to incorporate scratchbuilding and new techniques. Motto of the Year: Modeling is not only a condition of the body but of the mind.



★★★★ Virgo

August 23 to September 22

You've had a heavy project on your desk since September 2007. You will be diligent and painstaking, not doing anything halfway. The problem lies in the effort you need to put out to complete your kits. Count on finishing despite a tumble or two. If you're modeling and longing for a meaningful project, delight could surround what lands on your bench in 2008. E-bay waves hello to all Virgos. Modeling Virgos might act like uberdetailers. Motto of the Year: You can and will juggle the many different kits in your special room.



Ahem... the upward course of a modeler's achievements is due in the long run to the soundness of finish of his painting and weathering.



DON'T FORGET THAT THIS MONTH'S THEME IS FOR QUEEN AND COUNTRY ... AND BRING YOUR SURVEY FORMS!

★★★★ Libra

September 23 to October 22

This year you dance to a new tune. At the same time, you are in the process of ending a cycle that began roughly 26 years ago. For several months, some of you have been experiencing low-level modeling depression. Events might relate to a kit that entered your life 26 years ago or a project that began then. You might want a lot of thinking time, so don't brood over this kit or similar projects. At the same time, you do enjoy your modeling time more than ever, or you might invest in a real airbrush. Motto of the year: You are in a project where at the end the sun beams.



★★★★★ Sagittarius

November 22 to December 21

Lucrative and rewarding are words you will associate with 2008. You will reveal your talents, gifts and personality in a new and perhaps more powerful, modeling manner. By the end of 2008, you will be clear as to how much you have to model. This year begins with a transformation within a project, and others coming toward you. Decisions appear as the palette of your painting changes colour to reflect the new you. Aftermarket parts becom. Motto of the Year: If you're having difficulty, look through the "new eyes" and the answer appears.



★★★ Aquarius

January 20 to February 18

You love your kits, we know, but this year you could want more building or research time. You will delight in those periods where you are free to model whatever pleases your heart and spirit. You might seek a kit that is commercially unavailable. A special or long-term project becomes weighty, encouraging another look at the essence of the project. Motto of the Year: Reflect deeply when choosing your modeling direction, which could earmark a spectacular 2008.



★★★★★ Scorpio

October 23 to November 21

Optimism and cheerfulness are not qualities generally associated with Scorpio. Nevertheless, this description might fit you in 2008. Perhaps not every day, but in hindsight, you will have modeled a lot more in past years. Projects become easier, especially in July. You might make inroads with a delayed kit or project. Relax and watch as a new kit lands on your workbench. Motto of the Year: If you can think it, you can model it.



★★★★★ Capricorn

December 22 to January 19

Celebrate the coming of 2008 as you haven't for years. New Year's Eve brings a brand-new luck cycle. This year could be one of the most dynamic of 11 years. Problems that might occur in the next few months are simply making openings for the wonderful kits that will be dropping into your lap. Know what you want, and you can purchase just that. Model projects could be more complicated than in the past. Motto of the Year: Stay receptive to the different venues that show off your kits and projects.



★★★★★ Pisces

February 19 to March 20

Models test your mettle. Do you want to hang in there? Remember you always have freedom of choice. A re-evaluation could occur in the next year as to how you create, adding to the strength of your abilities. If you decide it is time to demo, you discover that your kits are a remarkable source for meeting new modelers. Know one thing for sure, Pisces, you are destined to build what you want. All you have to do is wish upon a star. Motto for the Year: Wish, research, build. ♦



1/35 Italeri S.L.C. 200 “Maiale” In-Box Review

Brent Fordham

I don't usually pay a lot of attention to ship models and the like, but when I saw a kit preview of this little item in a model magazine, I found it quite interesting. And when I noticed it on the shelf of a local hobby store, I couldn't resist. Italeri seems to be following along the same lines as Eduard in terms of a “value-added” style of production and I couldn't be happier.

The kit's subject is the esoteric little S.L.C. (in Italian, this stands for Slow Moving Torpedo) “Maiale” or “Pig.” It was a manned with a crew of two and the idea was to drive the torpedo under the hull of a moored target. The explosive device was then anchored to the hull of the vessel and set to detonate via timer. I can't imagine too many assignments worse than to crew one of these pieces of equipment; nevertheless, they were responsible for sinking some 16 enemy vessels throughout the war.

The kit comes complete with a main sprue of light grey plastic containing about forty parts, and a smaller sprue with two figures. The figures are a nice touch as they help to establish some scale to this diminutive subject. The torpedo itself appears to be reasonably well detailed, but I'd imagine it would benefit from a little extra work with some rivets and/or pin vice to sharpen some of the detail. The crew figures look quite nice with good wrinkle effects for the wet suit texture. In 1/35 scale they should paint up well. In addition to the styrene parts the kit includes a brass photoetch set with an additional 24 pieces or so to add some detail to the build. A small sheet of decals are provided which look thin and in register. These have a slight matte finish and I have heard from fellow aircraft modelers that this type of Italeri decals performs reasonably well. Finally, Italeri have thoughtfully provided a small sheet of clear acetate to



Italeri takes on an esoteric subject, the S.L.C 200 “Maiale” with great enthusiasm.

represent the small window in the pilot's cockpit.

The kit instructions are unique and instead of the standard diagrams, they show actual photos of the model being built. This includes the application of the various photoetch parts and how they fold up before assembly. Very clever and an example of some innovative thinking of the kit designer's part.

To top the kit contents off, Italeri has packaged a 34 page reference booklet complete with a brief description and history, period “in-action” photos, full colour walk-around photos of a museum example, and some colour profiles. If this isn't enough, there is a pull section of the box packaging with the box art scaled up slightly, which is suitable for display as you see fit.

For \$35, you get a whole lot of stuff in this box. While the kit is small and simple, the addition of the photoetch, more than decent figures, and the terrific reference manual make it excellent value. I applaud Italeri for what appears to be a kit put together by people who really cared and were having fun in the process. I hope they continue they tend long into the future. Highly recommended and I hope I can put together a build review in the future. ♦

The kit includes photoetch, a terrific historic book, figures, and thoughtful packaging,

